

UNIT
10

HAMILTON COUNTY
COMMUNITY UNIT DISTRICT NO. 10

P.O. Box 369
109 North Washington
McLeansboro, Illinois 62859
(618) 643-2328

November 12, 2014

Dear Parents and Guardians,

On behalf of the Illinois State Board of Education, we are pleased to be able to share a detailed view of your child's school in the form of the Illinois School Report Card. This online resource offers a variety of information about each school in our district and across the state.

The Illinois School Report Card contains four sections: Academic Progress, School Environment, Student Characteristics, and Highlights of the academic courses. In addition, the website has the Report Card Snapshot which gives fast facts about the schools in our district.

The district and school report cards are available at <http://www.unit10.com>. Please select **District News**, then **Report Cards**. You will have a choice of which school report card you wish to view as well as being able to view past report cards in the **Archive**. You will need a free PDF viewer to see the report card. A link to the viewer download is also provided. Further information can be found at <http://illinoisreportcard.com/>. A printed copy of the report card can be requested by calling your school at [618-643-2328](tel:618-643-2328).

Sincerely,

Jeff Fetcho
Superintendent



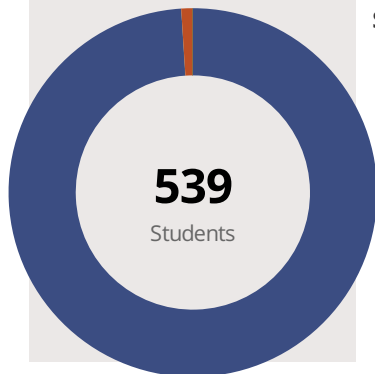
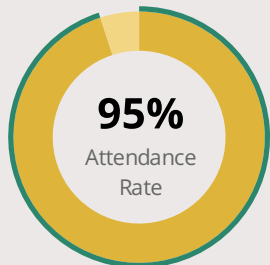
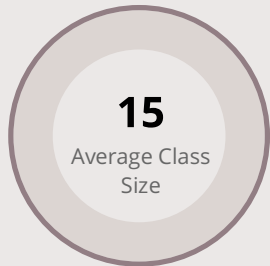
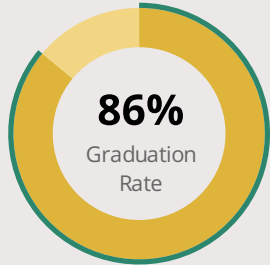
HAMILTON COUNTY JR/SR HIGH SCHOOL

1 FOX LN MC LEANSBORO, IL 62859 1149 (618) 643-2328

Grades: 7-12
District: HAMILTON CO CUSD 10

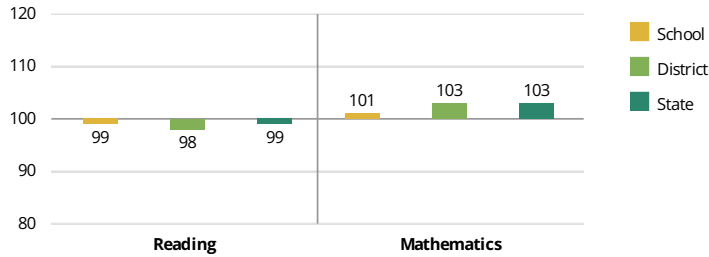
Principal: Mr. Travis McCollum
Superintendent: Mr. Jeff Fetcho

FAST FACTS



Academic Growth

To measure the amount of academic growth a school's students demonstrate, Illinois compares students' performance on the ISAT from one year to the next. Scores over 100 indicate that students are improving relative to their grade level, for example by moving from Below Standards to Meets Standards.



Academic Success

	School	District	State
ISAT % Meets or Exceeds	58%	60%	59%
PSAE % Meets or Exceeds	48%	48%	54%
Graduation Rate	86%	86%	86%
Post Secondary Enrollment	42%	42%	70%
Ready for College Coursework	28%	28%	46%

ISAT and PSAE show the percentage of students who meet or exceed state standards on these achievement tests.

Graduation Rate is the percentage of students who graduate within 4 years.

Post-Secondary Enrollment is the percentage of students who enroll at colleges and universities.

Ready for College Coursework is determined by ACT benchmarks.

Student Characteristics

White	98%	Low Income	49%
Black	0%	English Learners	0%
Hispanic	1%	With Disabilities	17%
Asian	0%	Homeless	5%
American Indian	0%		
Two or More Races	0%		
Pacific Islander	0%		

School Environment



The **5Essentials Survey** allows students in grades 6-12 and all teachers to share their perspectives on essential conditions for learning. The anonymous survey consists of 5 components.

- Most implementation
- More implementation
- Average implementation
- Less implementation
- Least implementation
- Not Applicable/Low Response

Response Rates

Students	-
Teachers	-

Effective Leaders

Do principals and teachers implement a shared vision for success?

Collaborative Teachers

Do teachers collaborate to promote professional growth?

Ambitious Instruction

Are the classes challenging and engaging?

Supportive Environment

Is the school safe, demanding, and supportive?

Involved Families

Does the entire staff build strong external relationships?

Student Attendance and Mobility

Attendance Rate

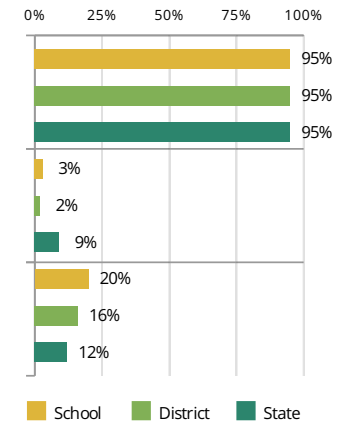
Rate at which students are present, not including excused or unexcused absences

Chronic Truancy Rate

Percentage of students who have been absent without valid reasons for 5% or more of regular school days

Student Mobility

Percentage of students who transfer in or out of the school during the school year, not including graduates





HAMILTON COUNTY JR/SR HIGH SCHOOL

School Highlights

Academic Courses

Accounting I, Architectural Drafting I, Band, Child Development and Parenting, Choir, Energy Utilization Technology, English/Literature (juniors and seniors), Home Economics/Family and Consumer Science, Information Processing I, Psychology, Public Speaking, Spanish I, Spanish I-II, Spanish I-III

Physical Education, Health and Wellness

Physical Education and Health at Hamilton County Jr/Sr High School provides opportunities for students to gain current knowledge of physical fitness facts, healthful living practices, leisure time pursuits, stress management techniques, and to receive instruction in the skills necessary for successful participation in activities necessary for optim

Other Programs and Activities

After School Care, Before School Care, Career Education Events, Drafting Club, Drama/Theatre, Marching Band, Music Club, Parent Associations, Tutoring Program

School Awards

Career Development Courses and Programs

Accounting II, Accounting I, Agricultural Business Management, Agricultural Communications, Architectural Drafting I, Architectural Drafting II, Automotive Technician I, Automotive Technician II, Basic Agricultural Science, Biological Science Applications in Agriculture - Animals, Biological Science Applications in Agriculture - Plants, Business and Technology Concepts, Care and Learning Services Occupations, Child Development and Parenting, Communication Technology, Computer Concepts and So...

Athletics

Boy's Baseball, Boy's Basketball, Boy's Cross Country, Boy's Football, Boy's Golf, Boy's Track & Field, Girl's Basketball, Girl's Cross Country, Girl's Golf, Girl's Softball, Girl's Track & Field

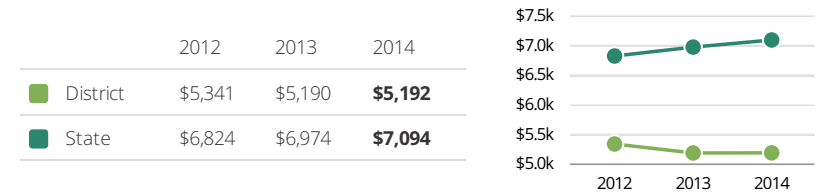
School Personnel Resources

School Guidance Counselor, Special Education Teacher

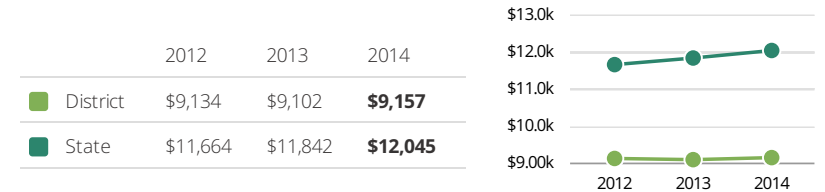
Facilities

District Finance

Instructional Spending per Pupil includes only the activities directly dealing with the teaching of students or the interaction between teachers and students.



Operational Spending per Pupil includes all costs for overall operations in this school's district, including Instructional Spending, but excluding summer school, adult education, capital expenditures, and long-term debt payments.



Educator Measures

In the last six years, **3 principal(s)** have led this school. In the last three years, an average of **92% of teachers** return to this school from one year to the next.

Measures of teacher attendance and proficiency will be added to this report in 2015.

FOR MORE INFORMATION

Visit IllinoisReportCard.com to see additional details about each item of information for this school. There you will find charts spanning multiple years, detailed explanations, resources, more of the school's programs and activities, and powerful tools that let you dig deeper into data.

Most of this data has been collected by ISBE from school districts through data systems. Some information, such as the School Highlights, is entered directly by principals and can be updated throughout the year.